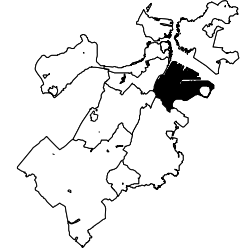


2005 Neighborhood Profiles: South Boston

What do children and families need? What's available? How good is it?

What does early care and education look like in South Boston? Is it meeting the needs of South Boston's children and families? What is the quality of early care and education in South Boston? This profile provides the data to answer these questions and prompts thought about how these data can be used to improve upon the access of children and families to high quality early care and education in South Boston.



This profile is one of a series being produced from the report Early Childhood in Boston: What do children and families need? What's available? How good is it? (Boston EQUIP, Associated Early Care and Education, 2005). Profiles are available for nine Boston neighborhoods. The data in the profiles come from the Community Profiles surveys and other local and national data sources. Community Profiles surveys were sent to all Boston community-based and Head Start centers, a random sample of active family child care providers, and all Boston Public Schools with a preschool classroom. For more information about the methodology, see the full Early Childhood in Boston report.

Community Profiles Survey Response Rates for South Boston

	# Surveys Sent	# Surveys Received	Response Rate
Community-Based/Head Start Centers	11	9	82%
Family Child Care	3	1	33%
Boston Public School Preschool*	3	1	33%

*additional surveys sent to/received from Boston Public Schools with K2 classrooms

DEMAND & SUPPLY OF EARLY CARE & EDUCATION

How Many Young Children Live in South Boston?

- **2,044**¹ children between birth and 5 years, 4 months live in South Boston. This number represents 5% of Boston's 42,822 young children.
- Approximately **695** (34%) of these children live below 25% of the state-median-income (SMI) and **1,390** (68%) live below 50% of the SMI².
- Approximately **65%** of children in South Boston live with at least one caregiver in the labor force³.

¹ Source: Boston Public Health Commission (BPHC) birth records (1997-2002). Population ranges between 1,603 (2000 U.S. Census) – 2,095 (birth records + estimate of foreign born children)

² Source: BPHC birth records (1997-2002), U.S. Census Bureau; Analysis: Boston EQUIP

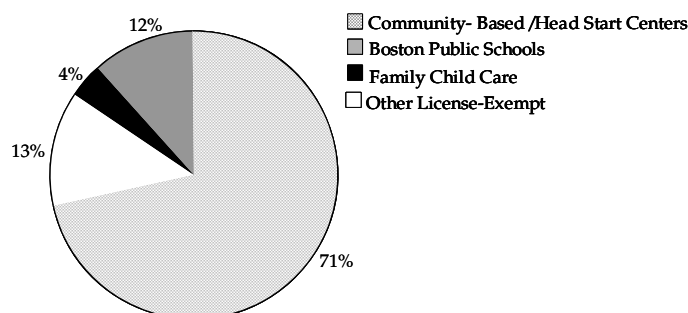
What is the Supply of Early Care & Education in South Boston?

Early Care & Education Programs in South Boston

	# Programs
Community-Based/Head Start Centers	11
Family Child Care	4
Boston Public School Preschools	3
Other License-Exempt ⁴	2
Total	20

South Boston has a full- and part-time early care and education active capacity of **672** (4% of the 18,876 slots for Boston). Of these slots, **10%** are available for infant-toddlers and **90%** are available for preschoolers.

Capacity by Type of Early Care & Education in South Boston



Does the Supply of Early Care & Education Meet the Demand in South Boston?

If demand = total population of young children in South Boston,

- **33%** of children would find spaces; **67%** would not
- An additional **1,372** spaces would be required to accommodate ALL young children in South Boston
- **6%** of infant-toddlers and **60%** of preschool children would find spaces

If demand = children living in families with incomes less than approximately:

- **25%** of the state-median-income, an additional **23** spaces would be required
- **50%** of the state-median-income, an additional **718** spaces would be required

If demand = children living in working families⁵ in South Boston, **274** additional spaces would be required

If demand = Universal Demand estimates of

- **50%** of Infant-toddlers, **486** infant-toddler spaces would be required
- **77%** of Preschoolers, **159** preschool spaces would be required

³ Source: BPHC birth records (1997-2002), U.S. Census Bureau; Analysis: Boston EQUIP

⁴ Includes faith-affiliated and private-school programs

⁵ Formula for calculating demand from working families derived from Cowden, M. & Stinchcombe, K. (2003). Unmet Need for Early Care and Education in Boston. Boston EQUIP, Associated Early Care and Education.

QUALITY OF EARLY CARE & EDUCATION

Research consistently supports the assertion that access to early care and education is important for children’s positive outcomes. Once the child has access however, it is the quality of the early care and education that is one of the strongest predictors of positive child outcomes⁶.

How Many Programs in South Boston Are Accredited (or family child care providers possess a CDA)?

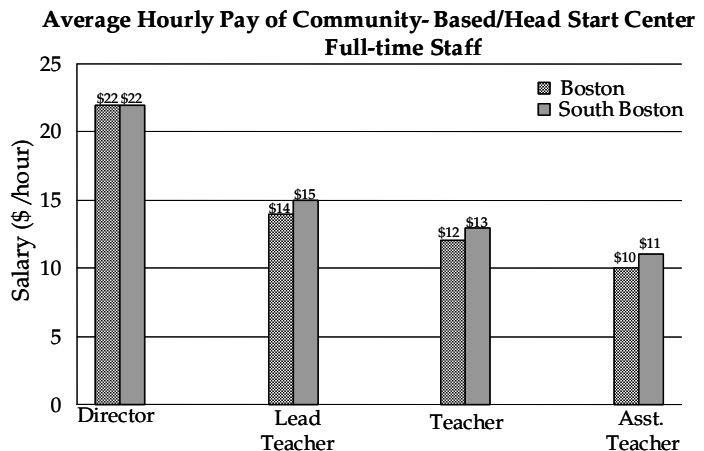
35% (7) of South Boston’s programs are accredited, accounting for 5% of the city’s accredited programs, and 55% of South Boston’s capacity⁷

How Many Educators in South Boston Possess a Bachelor Degree or Higher⁸?

- 100% of Boston Public Preschool teachers in Boston
- 14% of Family Child Care providers in Boston
- Community-Based/Head Start Center
 - 100% of Directors in South Boston (69% in Boston)
 - 12% of Lead Teachers in South Boston (36% in Boston)

How Much Do Early Care & Education Teachers & Providers Earn?

In Boston, the average salary of Public School teachers is \$57.93 per hour⁹ and of Community- Based/Head Start Center Lead teachers is \$14.00 per hour¹⁰. Rates are similar in South Boston. The average hourly earnings for a Family Child Care provider in Massachusetts are reportedly \$7.32¹¹.



⁶ NICHD Early Child Care Research Network (1999). *Journal of Public Health*, 89, 1072-1077; Clarke-Stewart, K.A., Vandell, D.L., Burchinal, M., O’Brien, M., & McCartney, K. (2002). *Early Childhood Research Quarterly*, 17, 52-86.

⁷Source: NAEYC, NAFCC, CPR; Analysis: Boston EQUIP

⁸Source: Community Profiles 2003-2004 BPS and C/HS surveys; Analysis: Boston EQUIP

⁹Source: Boston Teacher’s Union

¹⁰ Source: Community Profiles 2003-2004 C/HS survey; Analysis: Boston EQUIP

¹¹ Massachusetts Cost and Quality study on Family Child Care
www.wcwonline.org/earlycare/FamilyChildCare2004.pdf

LOOKING AHEAD

How can we use this data to improve upon and plan for early care and education in South Boston?

Planning & Resource Allocation

What Needs to Be Planned?

- Improving quality and access
- Higher education/UPK

Where Will Planning Occur?

- Individual agency level
- Neighborhood level
- Boston level

How Will Planning Occur?

- Set benchmarks to improve quality/access to early care and education

About the Boston Early Education Quality Improvement Project (EQUIP):

Boston EQUIP was established in 1994 as a project of Associated Early Care and Education's Research & Policy Department, with the mission to "to collaborate with members of the Boston early education community to systematically evaluate, set goals for, and improve upon the quality of early childhood programs."

About this report:

This report and further information can be obtained at www.bostonequip.org or by contacting:

Corey Zimmerman

Boston EQUIP

Associated Early and Education

95 Berkeley St., Suite 306

Boston, MA 02116

617-695-0700, ext. 229

e-mail: czimmerman@associatedeace.org

Permission is granted for copying all parts of this document for non-commercial educational purposes. Please credit Boston EQUIP, Associated Early Care and Education.

Funding for 2005 Neighborhood Profiles: South Boston provided by the Boston Community Partnerships for Children.