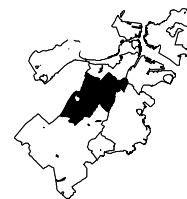


## 2005 Neighborhood Profiles: Jamaica Plain/Roxbury

*What do children and families need? What's available? How good is it?*

What does early care and education look like in Jamaica Plain/Roxbury? Is it meeting the needs of JP/Roxbury's children and families? What is the quality of early care and education in JP/Roxbury? This profile provides the data to answer these questions and prompts thought about how these data can be used to improve upon the access of children and families to high quality early care and education in JP/Roxbury.



This profile is one of a series being produced from the report Early Childhood in Boston: What do children and families need? What's available? How good is it? (Boston EQUIP, Associated Early Care and Education, 2005). Profiles are available for nine Boston neighborhoods. The data in the profiles come from the Community Profiles surveys and other local and national data sources. Community Profiles surveys were sent to all Boston community-based and Head Start centers, a random sample of active family child care providers, and all Boston Public Schools with a preschool classroom. For more information about the methodology, see the full Early Childhood in Boston report.

### Community Profiles Survey Response Rates for Jamaica Plain/Roxbury

	# Surveys Sent	# Surveys Received	Response Rate
Community/Head Start Centers	46	27	59%
Family Child Care	67	22	33%
Boston Public School Preschool*	6	2	33%

\*additional surveys sent to and received from Boston Public Schools with K2 classrooms

## DEMAND & SUPPLY OF EARLY CARE & EDUCATION

### *How Many Young Children Live in Jamaica Plain/Roxbury?*

- **6,495<sup>1</sup>** children between birth and 5 years, 4 months. This number represents 15% of Boston's 42,822 young children.
- Approximately **2,078** (32%) of these children live below 25% of the state-median-income (SMI) and **4,156** (64%) live below 50% of the SMI<sup>2</sup>.
- Approximately **73%** of children have at least one caregiver in the labor force<sup>3</sup>.

<sup>1</sup> Source: Boston Public Health Commission (BPHC) birth records (1997-2002). Population ranges between 5,220 (2000 U.S. Census) – 6,734 (birth records + estimate of foreign born children)

<sup>2</sup> Source: BPHC birth records (1997-2002), U.S. Census Bureau; Analysis: Boston EQUIP

<sup>3</sup> Source: BPHC birth records (1997-2002), U.S. Census Bureau; Analysis: Boston EQUIP

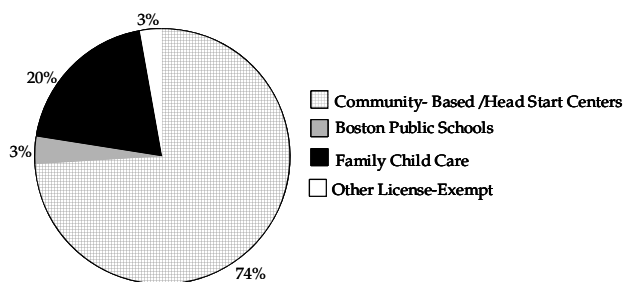
## What is the Supply of Early Care & Education in Jamaica Plain/Roxbury?

### Early Care & Education Programs in JP/Roxbury

	# Programs
Community/Head Start Centers	55
Family Child Care	138
Boston Public School Preschools	6
Other License-Exempt <sup>4</sup>	4
<b>Total</b>	<b>203</b>

Jamaica Plain/Roxbury has a full- and part-time early care and education active capacity of **4,295** (23% of the 18,876 slots for city of Boston). Of these slots, **28%** are available for infant-toddlers and **72%** are available for preschoolers.

### Capacity by Type of Early Care & Education in Jamaica Plain/Roxbury



## Does the Supply of Early Care & Education Meet the Demand in JP/Roxbury?

*If demand = total population of young children in Jamaica Plain/Roxbury,*

- **66%** of children would find spaces; **34%** would not
- An additional **2,200** spaces would be required to accommodate ALL young children in Jamaica Plain/Roxbury
- **35%** of infant-toddlers and **96%** of preschoolers would find spaces

*If demand = all children living in families with incomes less than approximately:*

- 25% of the state-median-income (SMI), **2,223** spaces would still be available
- 50% of the SMI, **145** spaces would still be available

*If demand = children living in working families<sup>5</sup> in Jamaica Plain/Roxbury, 595 spaces would still be available*

*If demand = Universal Demand estimates of*

- 50% of infant-toddlers, **520** additional spaces would be required
- 77% of preschoolers, **578** preschool spaces would still be available

<sup>4</sup> Includes faith-affiliated and private programs

<sup>5</sup> Formula for calculating demand from working families derived from Cowden, M. & Stinchcombe, K. (2003). Unmet Need for Early Care and Education in Boston. Boston EQUIP, Associated Early Care and Education.

## QUALITY OF EARLY CARE & EDUCATION

Research consistently supports the assertion that access to early care and education is important for children’s positive outcomes. Once the child has access however, it is the **quality** of the early care and education that is one of the strongest predictors of positive child outcomes<sup>6</sup>.

### *How Many Programs in Jamaica Plain/Roxbury Are Accredited (or Family Child Care provider possesses CDA)?*

15% (31) programs are accredited, accounting for 22% of Boston’s accredited programs, and 35% of the neighborhood’s capacity<sup>7</sup>.

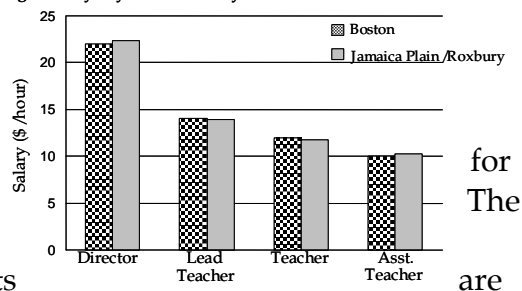
### *How Many Educators Possess a Bachelor Degree or Higher<sup>8</sup>?*

- 100% of Boston Public Preschool teachers and 14% of Family Care providers in Boston
- Community-Based/Head Start Centers
  - 25% Lead teachers in JP/Roxbury (36% in Boston)
  - 69% of Directors in JP/Roxbury (69% in Boston)

### *How Much Do Early Care & Education Teachers & Providers Earn?*

In Boston, the average salary of Public School teachers is \$57.93 per hour<sup>9</sup> and of Community-Based/Head Start Center Lead teachers is \$14.00 per hour<sup>10</sup>. Rates Jamaica Plain/Roxbury are similar. average hourly earnings for Family Child Care providers in Massachusetts reportedly \$7.32<sup>11</sup>.

Average Hourly Pay of Community-Based/Head Start Center Full-time Staff



for  
The  
are

<sup>6</sup> NICHD Early Child Care Research Network (1999). *Journal of Public Health*, 89, 1072-1077; Clarke-Stewart, K.A., Vandell, D.L., Burchinal, M., O’Brien, M., & McCartney, K. (2002). *Early Childhood Research Quarterly*, 17, 52-86.

<sup>7</sup>Source: NAEYC, NAFCC, CPR; Analysis: Boston EQUIP

<sup>8</sup> Source: Community Profiles 2003-2004 BPS and C/HS surveys; Analysis: Boston EQUIP

<sup>9</sup>Source: Boston Teacher’s Union

<sup>10</sup> Source: Community Profiles 2003-2004 C/HS survey; Analysis: Boston EQUIP

<sup>11</sup> Massachusetts Cost and Quality study on Family Child Care  
www.wcwonline.org/earlycare/FamilyChildCare2004.pdf

## LOOKING AHEAD

*How can we use this data to improve upon and plan for early care and education in Jamaica Plain/Roxbury?*

### Planning & Resource Allocation

#### What Needs to Be Planned?

- Improving quality and access
- Higher education/UPK

#### Where Will Planning Occur?

- Individual agency level
- Neighborhood level
- Boston level

#### How Will Planning Occur?

- Set benchmarks to improve quality/access to early care and education

---

#### **About the Boston Early Education Quality Improvement Project (EQUIP):**

Boston EQUIP was established in 1994 as a project of Associated Early Care and Education's Research & Policy Department, with the mission to "to collaborate with members of the Boston early education community to systematically evaluate, set goals for, and improve upon the quality of early childhood programs."

#### **About this report:**

This report and further information can be obtained at [www.bostonequip.org](http://www.bostonequip.org) or by contacting: Corey Zimmerman

Boston EQUIP

Associated Early and Education

95 Berkeley St., Suite 306

Boston, MA 02116

617-695-0700, ext. 229

e-mail: [czimmerman@associatedeace.org](mailto:czimmerman@associatedeace.org)

Permission is granted for copying all parts of this document for non-commercial educational purposes. Please credit Boston EQUIP, Associated Early Care and Education.

Funding for "2005 Neighborhood Profiles: Jamaica Plain/Roxbury" provided by the Boston Community Partnerships for Children.