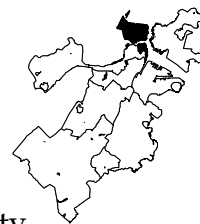


2005 Neighborhood Profiles: Charlestown/North End

What do children and families need? What's available? How good is it?

What does early care and education look like in Charlestown/North End? Is it meeting the needs of Charlestown/North End's children and families? What is the quality of early care and education in Charlestown/North End? This profile provides the data to answer these questions and prompts thought about how these data can be used to improve upon the access of children and families to high quality early care and education in Charlestown/North End.



This profile is one of a series being produced from the report Early Childhood in Boston: What do children and families need? What's available? How good is it? (Boston EQUIP, Associated Early Care and Education, 2005). Profiles are available for nine Boston neighborhoods. The data in the profiles come from the Community Profiles surveys and other local and national data sources. Community Profiles surveys were sent to all Boston community-based and Head Start centers, a random sample of active family child care providers, and all Boston Public Schools with a preschool classroom. For more information about the methodology, see the full Early Childhood in Boston report.

Community Profiles Survey Response Rates for Charlestown/North End

	# Surveys Sent	# Surveys Received	Response Rate
Community-Based/Head Start Centers	8	6	75%
Family Child Care	6	3	50%
Boston Public School Preschool*	1	0	0%

*additional surveys sent to/received from Boston Public Schools with K2 classrooms

DEMAND & SUPPLY OF EARLY CARE & EDUCATION

How Many Young Children Live in Charlestown/North End?

- **1,647¹** children between birth and 5 years, 4 months live in Charlestown/North End. This number represents 4% of Boston's 42,822 young children.
- Approximately **527 (32%)** of these children live below 25% of the state-median-income (SMI) and **1,054 (64%)** live below 50% of the SMI².
- Approximately **72%** of children in Charlestown/North End have at least one caregiver in the labor force³.

¹ Source: Boston Public Health Commission (BPHC) birth records (1997-2002). Population ranges between 1,193 (2000 U.S. Census) – 1,697 (birth records + estimate of foreign born children)

² Source: BPHC birth records (1997-2002), U.S. Census Bureau; Analysis: Boston EQUIP

³ Source: BPHC birth records (1997-2002), U.S. Census Bureau; Analysis: Boston EQUIP

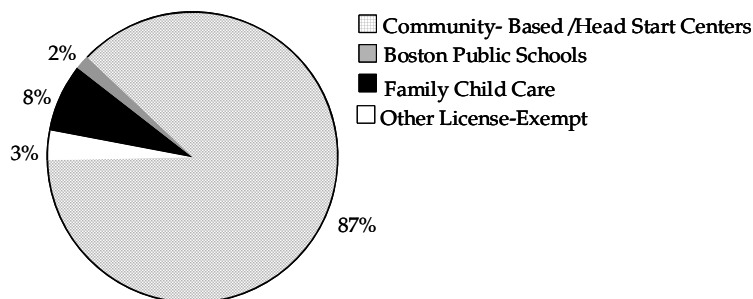
What is the Supply of Early Care & Education in Charlestown/North End?

Early Care & Education Programs in Charlestown/North End

	# Programs
Community-Based/Head Start Centers	8
Family Child Care	7
Boston Public School Preschools	1
Other License-Exempt ⁴	1
Total	17

Charlestown/North End has a full- and part-time early care and education active capacity of **519** (3% of the 18,876 slots for Boston). Of these slots, **25%** are available for infant-toddlers and **75%** are available for preschoolers.

Capacity by Type of Early Care & Education in Charlestown/North End



Does the Supply of Early Care & Education Meet the Demand?

If demand = total population of young children in Charlestown/North End,

- **32%** of children would find spaces; **68%** would not
- An additional **1,128** spaces would be required to accommodate ALL young children in Charlestown/North End
- **14%** of infant-toddlers and **52%** of preschool children would find spaces

If demand = children living in families with incomes less than approximately:

- 25% of the state-median-income, an additional **8 spaces** would be required
- 50% of the state-median-income, an additional **535** spaces would be required

If demand = children living in working families⁵ in Charlestown/North End, an additional **113** spaces would be required

If demand = Universal Demand estimates of

- 50% of Infant-toddlers, **333** infant-toddler spaces would be required
- 77% of Preschoolers, **180** preschool spaces would be required

⁴ Includes faith-affiliated and private programs

⁵ Formula for calculating demand from working families derived from Cowden, M. & Stinchcombe, K. (2003). Unmet Need for Early Care and Education in Boston. Boston EQUIP, Associated Early Care and Education.

QUALITY OF EARLY CARE & EDUCATION

Research consistently supports the assertion that access to early care and education is important for children’s positive outcomes. Once the child has access however, it is the quality of the early care and education that is one of the strongest predictors of positive child outcomes⁶.

How Many Programs in Charlestown/North End Are Accredited (or family child care providers possess a CDA)?

12% (2) of Charlestown/North End’s programs are accredited, accounting for 1% of the city’s accredited programs, and 14% of Charlestown/North End’s capacity⁷

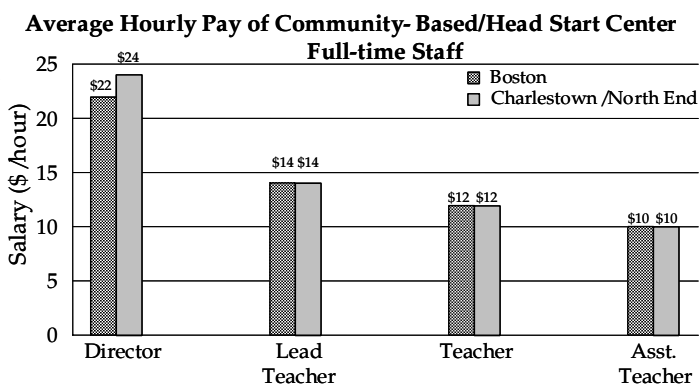
How Many Educators Possess a Bachelor Degree or Higher⁸?

- 100% of Public Preschool teachers in Boston
- 14% of Family Child Care providers in Boston
- Community-Based/Head Start Center in Charlestown/North End
 - 75% of Directors in Charlestown/North End (69% in Boston)
 - 18% of Lead Teachers in Charlestown/North End (36% in Boston)

How Much Do Early Care & Education Teachers & Providers Earn?

In Boston, the average salary of Public School teachers is \$57.93 per hour⁹ and of Community- Based/Head Start Center

Lead teachers is \$14.00 per hour¹⁰. Rates are similar in Charlestown/ North End. The average hourly earnings for Family Child Care providers in Massachusetts are reportedly \$7.32¹¹.



⁶ NICHD Early Child Care Research Network (1999). *Journal of Public Health*, 89, 1072-1077; Clarke-Stewart, K.A., Vandell, D.L., Burchinal, M., O’Brien, M., & McCartney, K. (2002). *Early Childhood Research Quarterly*, 17, 52-86.

⁷Source: NAEYC, NAFCC, CPR; Analysis: Boston EQUIP

⁸Source: Community Profiles 2003-2004 BPS and C/HS surveys; Analysis: Boston EQUIP

⁹Source: Boston Teacher’s Union

¹⁰ Source: Community Profiles 2003-2004 C/HS survey; Analysis: Boston EQUIP

¹¹ Massachusetts Cost and Quality study on Family Child Care
www.wcwonline.org/earlycare/FamilyChildCare2004.pdf

LOOKING AHEAD

How can we use this data to improve upon and plan for early care and education in Charlestown/North End?

Planning & Resource Allocation

What Needs to Be Planned?

- Improving quality and access
- Higher education/UPK

Where Will Planning Occur?

- Individual agency level
- Neighborhood level
- Boston level

How Will Planning Occur?

- Set benchmarks to improve quality/access to early care and education

About the Boston Early Education Quality Improvement Project (EQUIP):

Boston EQUIP was established in 1994 as a project of Associated Early Care and Education's Research & Policy Department, with the mission to "to collaborate with members of the Boston early education community to systematically evaluate, set goals for, and improve upon the quality of early childhood programs."

About this report:

This report and further information can be obtained at www.bostonequip.org or by contacting:

Corey Zimmerman

Boston EQUIP

Associated Early and Education

95 Berkeley St., Suite 306

Boston, MA 02116

617-695-0700, ext. 229

e-mail: czimmerman@associatedeace.org

Permission is granted for copying all parts of this document for non-commercial educational purposes. Please credit Boston EQUIP, Associated Early Care and Education.

Funding for 2005 Neighborhood Profiles: Charlestown/North End provided by the Boston Community Partnerships for Children.